


Installation instruction for non-invasive (Basic) Roman blinds on a window frame.




The following mounting hangers are included with the roman blind.
Their number depends on the width of the roman blind.
Usually it is 2 pcs.





Step I

Install non-invasive mounting hangers on a roman blind according to below picture.



Step II

Install the blind , hang it on the window sash then use screwdriver to tighten the mounting hangers on the window.



Step III

Tighten the cover caps.

