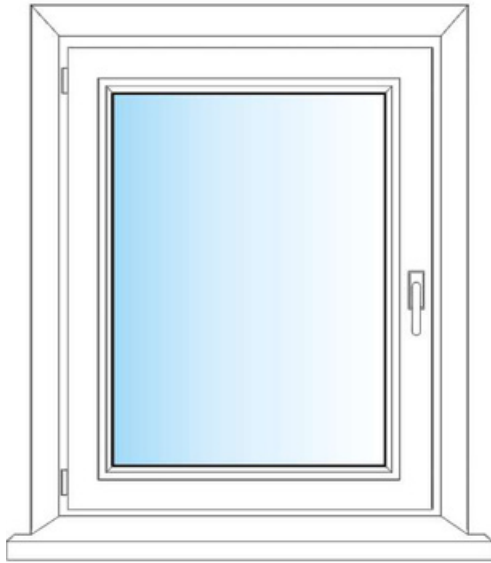


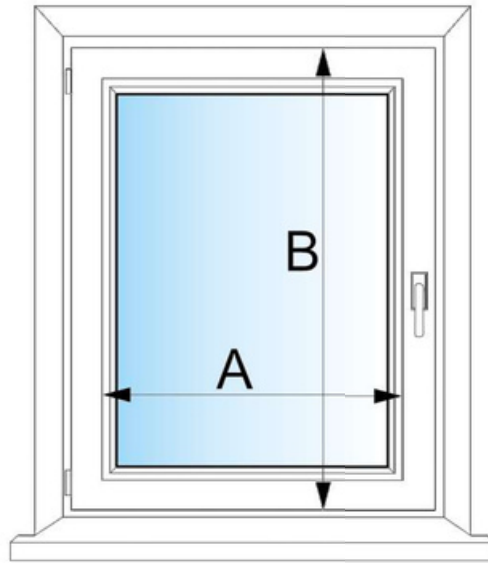
Measurement instruction for Pleated Blind Basic DUO



Select the window



Take the measurement

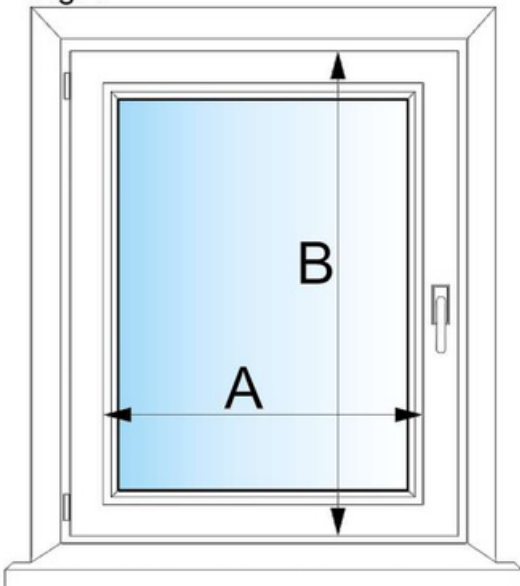


Mount the blind



Dimensions are provided in millimeters (mm).

Fig. 1



Measure width A and height B. In the finished product, width A is the width of the pleated blind fabric, height B is the height of the blind fabric. Fig. 1

While placing the order you have an option to choose the preferable version of handles; handles hung on the window sash (windows that open) or handles fixed to the window sash (windows that can not be opened).

Fig. 2

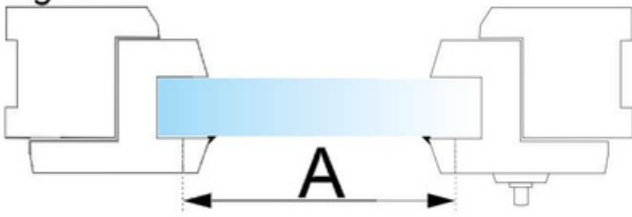


Fig. 3

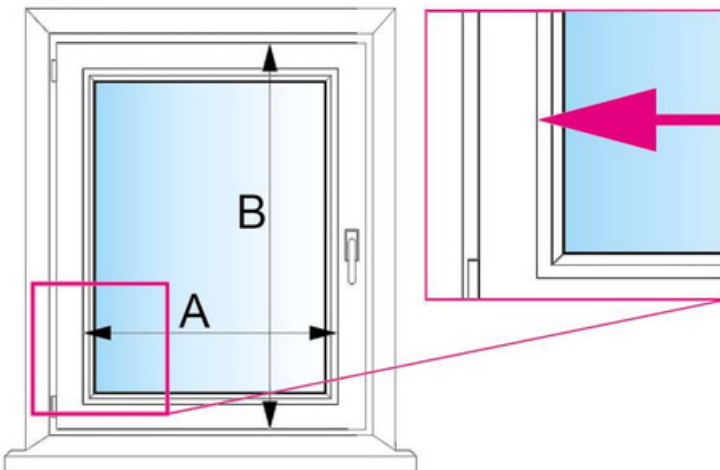
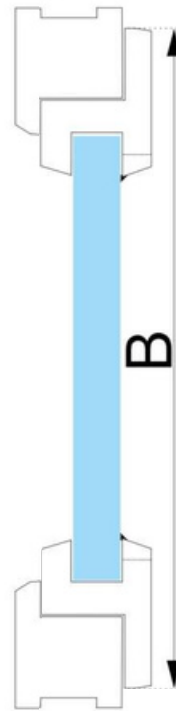


Fig. 4



When measuring the width, check the distance between the outer edges of the frame around the glass. Figure 2,3

When measuring the height, check the height of the window sash. Fig. 4

Provide your dimensions in the configurator:

Width = A

Height = B