


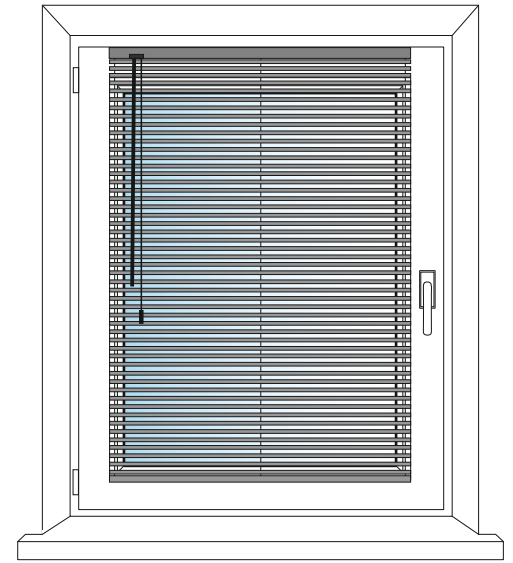
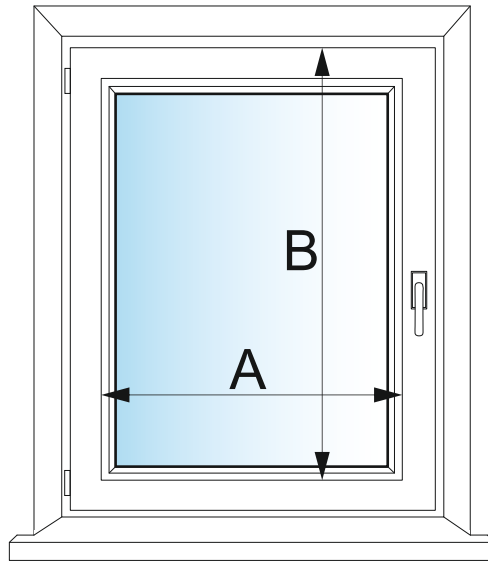
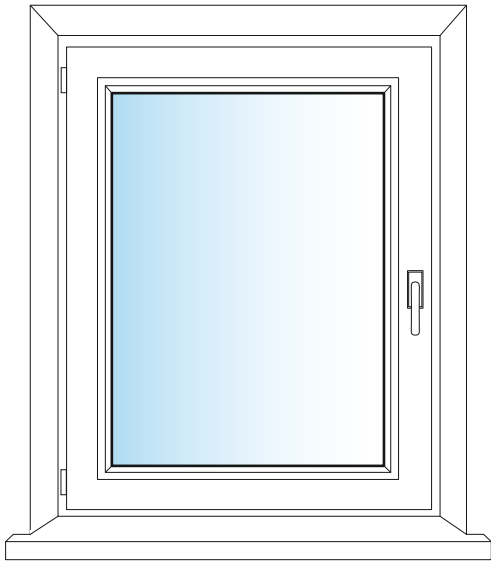
Dimensioning Instructions for 25 mm Aluminum blinds mounted on window frame



Choose window

Measure

Install

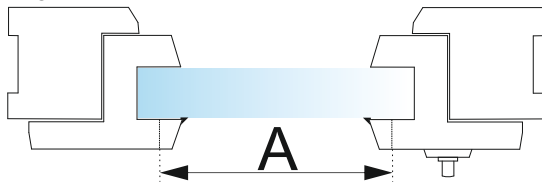


Dimensions are given in millimeters(mm).
 You specify the width of the finished blind and the height of the entire blind.



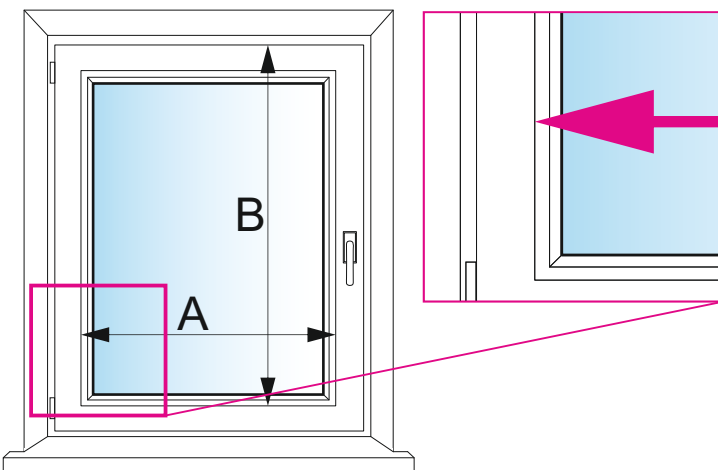
Note that after the blind has been lifted, the set of removed aluminum feathers will take about 3 % of its height plus 3 cm.

Pic. 1




Measuring width, check distance between outer edges of glazing beads Pic. 1, 2.

Pic. 2



Pic. 3



Measuring the height, check the dimension between the upper and lower edges of the glazing beads. Pic. 3

If the window is with a vent, the height is measured as if the lower vent grille was the beginning of the window height.

Enter the desired dimensions in the configuration for your measurements:

Width = A

Height = B